

# Cub Scout Den Meeting Outline

Month: **May**

Week: **4**

Point of the Scout Law: **Friendly**

	Tiger	Wolf	Bear	Webelos	Arrow of Light
Before the Meeting	Gather materials for gathering and other activities, games and have home assignments (if any) ready.	Gather materials for gathering and other activities, games and have home assignments (if any) ready.	Gather materials for gathering and other activities, games and have home assignments (if any) ready.	Gather materials for gathering and other activities, games and have home assignments (if any) ready.	Gather materials for gathering and other activities, games and have home assignments (if any) ready.
Gathering	Hidden Pictures: Camping in the Backyard				
Opening	Cheer for Cub Scouts Opening				
Activity	Preparing for the Campfire Program				
Game	Campfire Program				
Business items/Take home	None	None	None	None	None
Closing	Listen Closing				
After the meeting					

**Materials:**

Gathering: copies of Hidden Pictures, pencils/crayons

Opening: flag

Project/Activity: None

Game: None

Closing: cards

Home assignments: None

Advancement:

Tiger – Tigers in the Wild 5

Wolf – Howling at the Moon 4

Bear –None

Webelos – None

Arrow of Light – None

# Hidden Pictures®

## Camping in the Backyard

By Chuck Dillon

Can you find these hidden objects



light bulb



pencil



saucepan



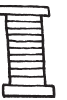
snail



pine tree



tack




spool of thread



closed umbrella



bat



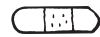
toothbrush



saltshaker



beaver



adhesive bandage



flag



golf club



hat



banana



carrot



In this big picture, find the saucepan, light bulb, pine tree, pencil, golf club, toothbrush, spool of thread, snail, beaver, closed umbrella, saltshaker, tack, carrot, adhesive bandage, bat, banana, flag, and hat.

# Cheer for Cub Scouts Opening



## **Materials:**

Flag

## **Cubmaster:**

Welcome to Cub Scouts today! I am so glad that you are here today... so glad that I think we should give a cheer.

[Divide the Cub Scout into two groups to do the Cub Scout Cheer.]

First group says: We like Cub Scouts, yes we do. We like Cub Scouts, how about you? [they point to the second group]

Second group says: We like Cub Scouts, yes we do! We like Cub Scouts, how about you? [they point to the first group]

[Continue for two rounds... ]

## **Cubmaster:**

We all like Cub Scouts! And today we're going to start off our fun by saying the Pledge of Allegiance and the Scout Oath.


## **Preparing for the “Campfire” Program**

Have Cub Scouts all practice their skits, songs and run-ons for the pack program.

Help 5<sup>th</sup> grade Webelos Scouts determine what the opening and closing ceremonies will be [they could help do the “Listen Closing” that’s in the outline for this week]. Make sure that the Cubmaster is involved with a Cubmaster minute or is somehow part of the Closing.

Make sure that dens know what order the program items will be in so that they know when to be ready to perform.

# L-I-S-T-E-N Closing



## **Materials:**

Cards for Cub Scouts with the letters L-I-S-T-E-N on the front and the text on the back, word strip for Cub Scout #1.

**Cub Scout #1:** In this age of busy life and fast communication, we sometimes forget one of the most important parts of communication...

**Cub Scout #2:** L - Let's all take a minute before we hurry on our way.

**Cub Scout #3:** I - If you remember this message, it will help you every day.

**Cub Scout #4:** S - Sometimes people find it hard to communicate with those around.

**Cub Scout #5:** T - They can solve this problem with one word we've found.

**Cub Scout #6:** E - Everyone, stop and read our message now.

**Cub Scout #7:** N - Needless to say--to communicate--we've just told you how!

**All Cub Scouts:** LISTEN!



## **Cub Scout #2:**

L - Let's all take a minute before we hurry on our way.

After Cub Scout #7, all Cub Scouts say "LISTEN!"





**Cub Scout #3:** I - If you remember this message, it will help you every day.

After Cub Scout #7, all Cub Scouts say “LISTEN!”

**S**

**Cub Scout #4:** S - Sometimes people find it hard to communicate with those around.

After Cub Scout #7, all Cub Scouts say “LISTEN!”

**T**

**Cub Scout #5:** T - They can solve this problem with one word we've found.

After Cub Scout #7, all Cub Scouts say "LISTEN!"

**E**

**Cub Scout #6:** E - Everyone, stop and read our message now.

After Cub Scout #7, all Cub Scouts say “LISTEN!”

**n**



**Cub Scout #7:** N - Needless to say--to  
communicate--we've just told you how!

After Cub Scout #7, all Cub Scouts say "LISTEN!"

